



CITY OF MORENO VALLEY FIRE DEPARTMENT

OPERATIONS | EMERGENCY MANAGEMENT | PREVENTION



MONTHLY REPORT | SEPTEMBER 2024



7 STATIONS



7 ENGINES

1 TRUCK 2 SQUADS



POPULATION - 217,000

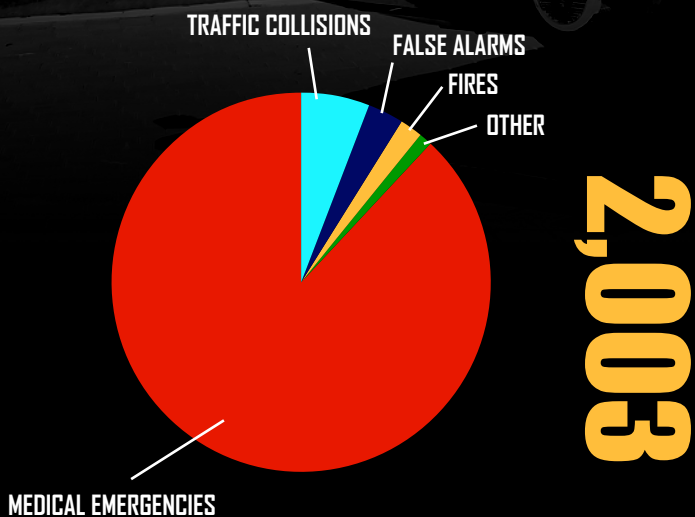
3-3X

ISO RATING

22,647 - CALLS FOR SERVICE IN 2023



TOTAL CALLS: SEPTEMBER 2024



LIGHTS & SIRENS: SCENE TIMES



CODE 3 AVG RESPONSE

4.3 MIN

1112

MET FIRST ALARM
STANDARD

380

DID NOT MEET NFPA
STANDARD

YTD. CALLS

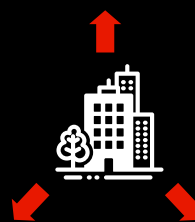
17,954

REGIONAL RESPONSES

AUGUST CALL BREAKDOWN

TYPE	#
MEDICAL EMERGENCIES	1502
TRAFFIC COLLISIONS	172
FALSE ALARMS	151
RESIDENTIAL FIRES	10
COMMERCIAL FIRES	1
OTHER FIRES	26
PUBLIC SERVICE CALLS	58
HAZARDOUS MATERIAL CALLS	3
OTHER CALLS	80

TOTAL 2,003

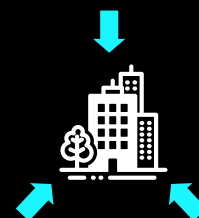


INTO CITY
RESPONSES

161

OUT OF CITY
RESPONSES

407





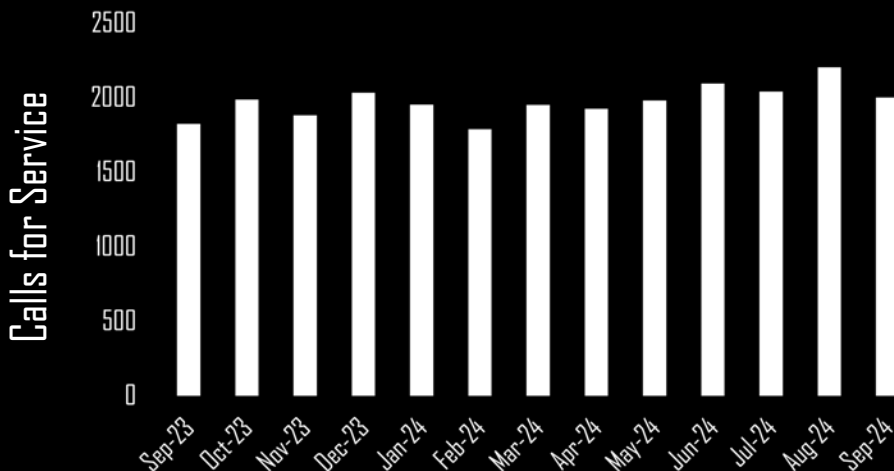
CITY OF MORENO VALLEY FIRE DEPARTMENT

OPERATIONS | EMERGENCY MANAGEMENT | PREVENTION



MONTHLY REPORT | SEPTEMBER 2024

12 MONTH TREND - ALL STATIONS



STATION TRENDS

Station	Station 1	Station 2	Station 3	Station 4	Station 5	Station 6	Station 7
Icon							
Count	2	6	48	58	65	91	99
CALLS THIS MONTH	369	456	183	156	358	315	166
PERCENT INCREASE OVER LAST YEAR	16%	-4%	24%	15%	15%	16%	1%
AVERAGE TIME COMMITTED PER DAY	15.38 HOURS	19.00	7.63	6.50	14.92	13.13	6.92



CITY OF MORENO VALLEY FIRE DEPARTMENT

OPERATIONS | EMERGENCY MANAGEMENT | PREVENTION



MONTHLY REPORT | SEPTEMBER 2024

PREVENTION • PLAN • INSPECTIONS

1 FIRE MARSHAL

1 ASSISTANT FIRE MARSHAL

2 FIRE SAFETY SPECIALIST

4 FIRE SYSTEM INSPECTORS

3 ADMIN STAFF

PERMIT TECH

SENIOR ADMIN ASSISTANT

ADMIN ASSISTANT



CODE PERMITS
ISSUED

0

YTD 1



PLAN
CHECKS

218

YTD 1969



PUBLIC
INQUIRIES

48

YTD 512



NEW CONSTRUCTION
INSPECTIONS

219

YTD 2120



ANNUAL
INSPECTIONS

33

RE-INSPECTIONS

142

YTD 1332



MULTI-FAMILY
INSPECTIONS

34

RE-INSPECTIONS

54

YTD 773



SQ. FT. INSPECTED

924,842



CITY OF MORENO VALLEY FIRE DEPARTMENT

OPERATIONS | EMERGENCY MANAGEMENT | PREVENTION



MONTHLY REPORT | SEPTEMBER 2024

EMERGENCY MANAGEMENT ACCOMPLISHMENTS

PLANNED EVENTS SUPPORTED:

El Grito - Sunday, September 15

HR Benefits Fair - Wednesday, September 18

CRC Preparedness Booth - September 24

Ready for Anything: Building Resilience Through Preparedness - September 26



ERF/RACES VOLUNTEER PROGRAM:

of hours contributed: **40.5**

of volunteers utilized: **5**

of volunteer applications received: **3**

of background checks performed: **7**

of new volunteers in the program: **0**

of volunteer meetings: **2**



EMERGENCY INCIDENTS SUPPORTED: Field

Incidents requiring ERF support: **0**



PREPAREDNESS TRAININGS:

Resident Courses: **1**

City Personnel Trained: **22**

First Aid/Stop the Bleed: **2**

CPR/AED: **2**

CERT: **2**

Fire Extinguisher Training: **0**

Stair Chair Training: **0**



EMERGENCY OPERATIONS CENTER:

EOC Responder Trainings: **0**

Activations: **0**

Proclamations: **1 National Preparedness Month**

Status: **Steady State**