

CITY MANAGER'S OFFICE

CM Report Contributors:

Betsy Adams

Director, Parks &
Community Services

Abdul Ahmad

Fire Chief

Ahmad Ansari

Director, Public Works /
City Engineer

Michelle Dawson

City Manager

Tom DeSantis

Assistant City Manager

Joel Ontiveros

Police Chief

Chris Paxton

Director, Administrative
Services

Richard Teichert

Chief Financial Officer

John Terell

Director, Community &
Economic Development

In This Issue:

- Banner Program
- New Library Grant
- Q1 Sales Tax Report
- Non-Profit Roundtable
- New: Lasselle Sports Park
- Crime Prevention Tips

State of the City Event

The planning of the annual State of the City event hosted by the Moreno Valley Chamber of Commerce is well underway. Attendees can anticipate a thoughtful address by Mayor Molina and a professionally created video highlighting some of the projects that are part of Moreno Valley's critical path to success. The theme this year is a tribute to the City's upcoming 30 year anniversary- *30 years of Working for People, Pride, Progress.*

Senator Roth Tour

The City Manager's Office coordinated a July 17th tour of the Moreno Valley Public Safety facility for Senator Richard Roth and Altie Holcomb, Roth's District Representative. Before the tour, Chief Ontiveros gave a presentation providing an overview of the Department including information about staffing, budget, and special unit programs. Mayor Molina and Mayor Pro Tem Baca were present and asked for the Senator's support to help find additional funds for Public Safety. Senator Roth appeared to be impressed with the city-wide camera system and appreciated the briefing and tour.

MoVal Neighbors: Nextdoor.com

Neighborhoods in Moreno Valley are actively building their social networks as their Nextdoor.com neighborhood groups steadily grow. Including the few groups in Moreno Valley that existed prior to the City's effort to establish elementary school boundary-based groups throughout the City, there are now 34 groups actively communicating via their Nextdoor.com neighborhood.

We encourage staff to subscribe using City email addresses and the City Hall physical address. Becoming plugged in with Nextdoor.com is a great way to strengthen your own neighborhood experience; therefore, we encourage staff members to subscribe to Nextdoor.com at www.nextdoor.com with personal email addresses and physical home addresses as well.

CITY CLERK'S OFFICE

Election Preparation

The City Clerk's Office is preparing for the upcoming General Municipal Election, scheduled for Tuesday, November 4, 2014 for the following:

- Two City Council terms ending 2014 for the General Municipal Election (Districts 2 & 4) with the nomination period from July 14 to August 8; and
- One City Council term ending 2016 for the Recall Election (District 5) with the nomination period from July 14 to August 21.

Each candidate must be nominated by not less than 20 and not more than 30 qualified voters who live, and are registered to vote, in the District from which the candidate is nominated.

To qualify as a candidate a person shall be:

- A Citizen of the United States
- A Qualified Elector of the State of California
- Registered voter of the City of Moreno Valley at the time of filing nomination papers
- A resident of the appropriate District at the time nomination papers are issued

Candidates are encouraged to make appointments with the City Clerk to receive and review helpful information.

Also included on the November 2014 ballot:

- Measure relating to Approval of City Council Term Limits
- Measure Relating to the Direct Election of the Mayor and Reapportionment of Councilmanic Districts

Important Upcoming Dates:

- October 6 - 28, 2014: Applications for Vote-by-Mail Ballots may be submitted in person or by mail.
- October 20, 2014: Last day to register to vote in the November 4, 2014 election.

For additional information regarding the November 4, 2014 General Municipal Election please visit the [Riverside County Registrar of Voters Website](#)

Appointments to various Council Advisory Boards and Commissions

The City Clerk's Office facilitated appointments to 10 advisory boards and commissions, including two new commissions- the Utility Commission and the Emerging Leaders Council. The Clerk's Office handles recruitments, accepts applications, prepares ballots for Council's vote, and processes all related paperwork.

Off-site Storage of City Records

The City Clerk's Office is in the process of facilitating conversion of the City's off-site record inventory from Cornerstone Records Management system to Iron Mountain management system. Iron Mountain was founded in 1951 and services business world-wide. It offers a full array of information management services including records management and storage, and provides information management solutions to streamline business processes.

ADMINISTRATIVE SERVICES DEPARTMENT

Library



Friends of the Library

Moreno Valley Friends of the Library hosted special book sales in July. The goal of these sales is to encourage adults, children, and teens to read during the Summer Reading Program. Library patrons were able to fill a small bag with books for \$3, a medium sized bag for \$5, and large sized bag for \$8. Purchases from Friends of the Library book sales support adult, children, and teen library programs.

Grant Updates

The Library has received two Books4U2 grants from the California State Library. A \$5,000 grant is targeted for the purchase of materials related to Common Core curriculum. A second, \$2,000 grant is designated for the purchase of popular fiction materials for adult library patrons.

Library staff has received California Reads funding for veterans materials and programs. This funding was used to purchase audiovisual materials, and, fiction and nonfiction books related to veterans issues for the library collection. This grant will also provide staff with the ability to host various veterans' programs this September.

Library Programs

The Summer Reading Program kicked off with 'The Magic of Richard Lee' program. The event was held in the Children's Room where Mr. Lee performed magic tricks with bottles, cards, and coins. The library hosted more than 100 library patrons at this event.

The Library also hosted a Turtle Storytime. The event was put on by women from the Daughters of the American Revolution. Children and families were provided with educational information about the anatomy, habitat, and socialization of turtles. More than 30 adults and 50 children enjoyed interacting with Papa Nemo and 3 baby turtles.

Dog Obedience was the subject of the third Summer Reading Program. Officer Mike Motta from the Moreno Valley Animal Shelter provided training information to families related to rewarding positive animal behaviors. More than 40 children and 30 adults were able to interact with a service dog named Chase at this program.

The Summer Reading Program offers prizes to adults, children, and teens and features a variety of special events for all ages. Other program topics included:

- 7/1 6 PM Book Signing Event with David Putnam
- 7/8 6PM Genealogy Workshop
- 7/10 6 PM Wild Bird Presentation by Wild Birds Unlimited
- 7/15 11AM Service Dog Presentation
- 7/19 11AM Moreno Valley Animal Shelter Pet Adoption event
- 7/22 6PM Book Signing Event with Author Saitia Faaifo
- 7/31 11AM Hidden Valley Nature Center Reptile presentation

June's Usage Statistical Information

- Door Count – 21,621
- Hours Open – 280
- New Library Materials Added: 1,383
- Reference Questions – 4,990
- Computer Usage – 36 computers, 4,896 internet sessions
- Adult Programs – 3 programs, 61 attendees
- Bilingual Storytime – 1 programs, 97 attendees
- Class visits – 4 classes, 108 attendees
- Family Programs – 3 programs, 200 attendees
- Preschool Storytime – 3 programs, 244 attendees
- Teen (YA Programs) – 2 programs, 23 attendees

Human Resources



Talent Management: Recruitments are underway for several positions in the City workforce. Recruiting and/or selection processes are underway for the following openings:

- Alternate Crossing Guard (PT/Temp-16 applications to date).

- Senior Recreation Program leader (PTC-67 applications to date).
- Facilities Maintenance Mechanic (FTC-87 applicants). Applications under review.
- Animal Services License Inspector (FTC-186 applicants). Interviews scheduled.
- Management Assistant (FTC-243 applicants). Interviews scheduled.
- Facilities Maintenance Worker (FTC-215 applicants). Applications under review.
- Planning Division Manager/Planning Official (DM-86 applicants). Interviews scheduled.
- Maintenance Worker I (PTC-eligibility List). Interviews scheduled.
- Management Analyst, Capital Projects/Land Development (PAM-154 applicants). 2 candidates selected, recruitment closed.
- Recreation Aide, Sport/Recreation-14 positions (PT/Temp-190 applicants). 14 candidates selected, recruitment closed.

Total: 10 recruitments

- New recruitments: 7
- Closed recruitments: 2
- Ongoing recruitments: 1

Workers Compensation for May/June:

- New claims: 5
- Closed claims: 4
- Ongoing open claims: 25

Turnover Ratio: 2.34%

Employees: 427

Retirements/Separations: 1/9 = 10

New Hires:



George Price,
City Council Member
6/24/14




Julie Reyes,
Sustainability &
Intergovernmental
Programs Manager
6/9/14 (PAM)



Justin Jones, Code
Compliance Officer I
on 6/17/14
(PT/Temp)



Leticia Jimenez,
Laborer-P&CS on
6/17/14
(PT/Temp)



Willie Juarez,
Recreation Aide-P&CS
6/09/14 (PT/Temp)

Facilities Division

Courtyard at City Hall

The Facilities group has been working to spruce up the City Hall Courtyard on the north side of the building. The benches have been resurfaced and the landscape is being cleaned up. Please consider utilizing the courtyard for your break and lunch needs as a place to de-stress a bit. Note that the smoking area is on the east end of the courtyard.

Work at Senior Center

The Facilities group has contracted to replace part of the main sewer line at the Senior Center. Due to deterioration of the sewer line under the building, this part of the line is no longer usable and must be replaced. Although there will be some impact to the operations at the Center, we have devised a work plan to keep the facility open during the seven week construction period.

New Hours

The Facilities group has been busy making appropriate modifications due to the change in hours of operation. These modifications include making corrections to building door signage, placing a new sign on the corner of Frederick Street and Calle San Juan de Los Lagos, and making adjustments to building security, access control and HVAC settings.

Animal Services



Father's Day Pet Adoption Event Proves Successful

As part of the 2014 ASPCA Rachael Ray \$100K Challenge, the Moreno Valley Animal Shelter held the Father's Day pet adoption event on Friday June 13 and Saturday, June 14, which proved to be another huge success for the 42 pets that were adopted (32 family adoptions & 10 rescue adoptions), along with 8 dogs that were reclaimed by their owners. Dogs were adopted for \$50 and cats were adopted for \$25. The adoption fee is all inclusive covering the spay-neuter surgery, a HomeAgain microchip and vaccinations. Through the end of business on June 14, 168 pets were adopted and 37 were reclaimed by owners during the first two weeks of the ASPCA \$100K Challenge.

Dog Training Demonstration a Big Hit at the City Library

Animal Control Officer Mike Motta, along with his dog, Chase, entertained the children and their parents at the Library's Paws for Reading Program held on Thursday, June 26. Officer Motta demonstrated a variety of commands, and Chase executed them on demand. In addition, Chase ran a small agility course with jumping hurdles, and interacted with the children as they played fetch. Officer Motta included an educational portion of his demonstration with the children explaining the safe way to approach a dog. Pictured are Officer Motta and Chase meeting with one of the children in attendance.



June 2014 Pet Adoption Event Results

It was another busy month for the Animal Services Division. In June, we held several off-site and on-site special adoption events. During the first week of the ASPCA \$100K Challenge the Animal Shelter was acknowledged by the ASPCA for being a record breaker in the most animals moved by having doubled the number of dogs placed with rescues from 26 in 2013 to 52 in 2014, and cat transfers increased from 1 to 8. At the end of June a total of 370 pets were adopted, 13 were transferred to one of our partner facilities and 83 were returned to their owners for a record total of 466.

Upcoming Pet Adoption Events

July and August are busy months for the Animal Shelter during the 2014 ASPCA Rachael Ray \$100K Challenge. The following events are planned to help many homeless pets get a second chance at finding their forever homes.

July events were:

- "Five Dollar Fridays" – All available cats and kittens were available for \$5.00. The adoption fee included the spay/neuter surgery, vaccines, and a HomeAgain microchip.
- "Who Let the Dogs Out?" Friday, July 11, Saturday, July 12, & Sunday July 13 – Dogs and Puppies \$50, Cats & Kittens \$25 (\$5 on Friday July 11). The adoption fee included the spay/neuter surgery, vaccines, and a HomeAgain microchip.

August 2014:

- Visterra Credit Union Pet Adoption Event – Saturday, August 2
- Visterra Credit Union Pet Adoption Event – Saturday, August 16
- "Mega Pet Adoption Event" – Last week of the ASPCA \$100K Challenge – Saturday, August 23 to Sunday, August 31.

More than just Dogs and Cats, Monitor found

On June 13 Animal Control Officer Motta quickly learned there's more than just dogs and cats while working as an Animal Control Officer. Responding to a call through MVPD, Officer Motta found himself having to capture and impound a 5-foot water monitor. Once in the Animal Shelter, Officer Motta and Officer Loraas decided the best



spot for this reptile was inside Field Services Supervisor, Steve Lulli's office. The reptile was never claimed by its owner, but has since been adopted into a new home.

COMMUNITY & ECONOMIC DEVELOPMENT DEPARTMENT

Administration

Aldi Foods

Aldi will occupy the approved Westridge Business Park, located west of the intersection of Eucalyptus Avenue and Redlands Boulevard. Building permits for the project were issued on May 12 and construction is well underway on the building pad. Occupancy of the facility will occur late this year or early next year.

Aldi will directly employ 200 workers and contractors providing service to the 825,000 square foot facility will employ several hundred more workers.

Aldi Foods is a national retailer with over 1,200 stores in the United States. The Moreno Valley facility will be built in conjunction with Aldi's move into California to support up to 150 stores in the State.

Harbor Freight Tools

Construction of the Harbor Freight Tools expansion to the existing facility on Cactus Avenue in the Centerpointe Business Park is nearing completion of the building shell. A building permit for the project was issued on February 11 and the entire building is being repainted. The 507,720 square foot expansion, when combined with the existing 779,016 square foot facility, will result in a 1,286,736 square foot distribution facility for the company.

Harbor Freight also leases a building in the Moreno Valley Industrial Area. With this expansion, Harbor Freight, Amazon and Ross Stores will be the three largest industrial operators in the City.

Proctor & Gamble/Panattoni Development

Active construction for the 1,476,016 square foot logistics building, located at the southwest corner of Iris Avenue and Indian Street in the Moreno Valley Industrial Area, has been completed. The structure of the building is complete, with the final third of the building issued a temporary certificate of occupancy in late May to allow for installation of tenant improvements. The tenant, Proctor & Gamble is completing interior tenant improvements and gradually occupying the building. Hiring for the facility is being provided by two outside staffing companies.

The facility has been leased to a Fortune 500 corporation that anticipates initially employing as many as 800 people at the site. Occupancy is anticipated in mid-2014

Liberty Property Trust/Overton Moore Properties

The approved 522,772 square foot logistics building, located at the northwest corner of Cactus Avenue and Frederick Street, is complete. The building was recently sold to Liberty Property Trust. The company is very bullish on Moreno Valley and the Inland Empire. Liberty is assembling a portfolio in the Inland Empire, with this building among the first wave of properties acquired. The building was recently leased to Federal-Mogul, an international supplier of original and after-market automotive parts and equipment. The company anticipates submitting tenant improvement plans later this summer.

Trammell Crow Properties/Amazon

Construction of the approved 1,252,276 square foot logistics building, located at the northwest corner of San Michele Road and Indian Street, is complete. Amazon continues to finalize interior tenant improvements.

Amazon is advertising for positions at the new facility on its website. Amazon anticipates full occupancy at the site in August and has announced plans to eventually hire at least 1,000 employees to staff the facility. Job opportunities may be accessed at www.WorkAtAmazonFulfillment.com

Separately, Trammell Crow continues to pursue a nearby site assembly to accommodate another logistics project, and has entered into agreements with all but one of the affected property owners. Staff is addressing questions raised by this last owner, so that negotiations can continue.

First 36 Logistics

First Industrial Corporation's construction of the First 36 Logistics building on the east side of Perris Boulevard in the South Moreno Valley Industrial Area is nearing completion. The company expedited construction of the 555,670 square foot building due to active interest from several prospective tenants and has high hopes to identify a specific tenant prior to completion of the building.

Sares Regis/Deckers

Sares Regis was issued a building permit on January 24 to construct the first phase 800,000 square foot logistics building, which is leased to Deckers Outdoor Corporation (maker of UGG boots), which has an option for a second phase expansion of 200,000 to 400,000 square feet. An application for the phase two project has been submitted to Planning for review. Construction is proceeding at a rapid pace with the building shell nearly complete. Deckers Outdoor has submitted tenant improvement plans for the facility and some aspects of those improvements are underway. The building will include the internet sales site for the company, resulting in the potential for a substantial amount of sales tax revenue to the City. Deckers anticipates occupying the building late this year.

The Sares Regis project is located at the southwest corner of Perris Boulevard and Grove View Road in the Moreno Valley Industrial Area.

Alere/Minka Lighting

Alere Properties has received a temporary occupancy permit in early May for the 354,000 square foot build to suit facility for Minka Lighting, and the construction of tenant improvements is nearing completion. The facility in the Moreno Valley Industrial Area will be owned by Minka. Minka has occupied leased quarters for several years in a building located on Cactus Avenue. The property owner is actively leasing that building for a new tenant to replace Minka. This is currently the only completed large industrial building in the City for lease.

First Nandina

The draft environmental impact report for this project was completed and released for public review on June 25. After completion of the 45-day review period and response to any comments received, the project will be ready to schedule for a Planning Commission public hearing. The project proposes to construct a 1.4 million square foot warehouse/distribution center on 73 acres located at the southwest corner of Indian Street and Nandina Avenue in the Moreno Valley Industrial Area.

Amazon II/IDS

Amazon recently leased a second facility in the City, immediately across the street from their first facility on San Michele Avenue. This second facility is the recently completed 769,320 square foot IDS Building. Amazon has already commenced tenant improvements and is aggressively pursuing the project to meet their objective to open the second facility in August in conjunction with their fulfillment center. This second facility will be the primary intake point for products from outside suppliers for Amazon fulfillment centers in southern California and Arizona. The facility is anticipated to employ more than 200 people. With this second facility, Amazon will occupy over 2 million square feet of space in the City, nearly equal to Harbor Freight Tools and Ross Dress 4 Less Stores, the other two largest tenants in the City.

Homes Listed for Sale

Information available from Realtor.com indicates an 8% increase in the number of homes for sale in the City, and the median asking prices have increased by 2%. The median asking price was \$260,000, compared with \$255,000 in the prior month and \$200,000 in June of last year.

As of July 1, 591 homes were listed for sale, compared with 549 at the start of the prior month, and 297 in June of last year. Inventory has been steadily increasing since hitting a low of less than 300 in May 2013. The prior peak was a high of 2,068 in January 2009 at the start of the last recession.

The current inventory of homes for sale is less than a four month supply. Anything less than a six month supply of homes for sale is considered a limited supply. Therefore, the current situation indicates a shortage of homes for sale.

The trends are shown in the chart below.

	July 2014	June 2014	Change	June 2013	Change
Homes for Sale	591	549	8%	297	99%
Median Asking Price	\$260,000	\$255,000	2%	\$200,000	30%

Foreclosures

Information available from RealtyTrac.com for May shows a decrease in foreclosure activity in the City and the County. The website reported 1 in 477 housing units in Moreno Valley were in some stage of foreclosure, or .20% of homes with mortgages in the City. A higher number (477) indicates a lower foreclosure rate (.20%). This compares to a rate of one in 446 units in the prior month and one in 402 units in April of last year. Foreclosure activity is 6% lower than the prior month and 16% lower than April of last year.

By zip code, area 92551 had the highest rate in the City (1 in 345) and, area 92553 had the lowest rate (1 in 604). The foreclosure rate decreased in all areas (92551, 92553, 92555 and 92557).

The trends are shown in the chart below.

	May 2014	April 2014	Change	April 2013	Change
Foreclosure Rate/City	477	446	(6%)	402	(16%)
Foreclosure Rate/County	653	570	(13%)	566	(13%)

Home Resale Market

Information available from DQNews.com indicates the average home resale values in Moreno Valley have increased. In May, the average home resale value was \$241,531. This was a 4% increase from the value of \$233,046 reported for the month of April 2014 and a 23% increase from the value of \$195,651 reported for the month of May 2013. Other nearby communities such as Riverside, Hemet/San Jacinto, Murrieta, Temecula, Corona and Perris also experienced increases in property value in May by approximately 5%.

The number of housing re-sales in the City during this reporting period decreased by 1.5% - moving from 197 transactions in April to 194 in May 2014. There have been a total of 842 transactions for the year thus far.

The trends are shown in the chart below.

	May 2014	April 2014	Change	May 2013	Change
Resale Transactions	194	197	(1.5%)	169	15%
Home Resale Value	\$241,531	\$233,046	4%	\$195,651	23%

Unemployment – May 2014

The unemployment rate in the City continued its descent to 9.7% in May. The rate is a 1.4% decrease from the May 2013 rate of 10.7% and 4.3% less than 13.6% in May 2012. Rates continued to decline across the Inland Empire as shown in the chart below. The overall trend remains positive with unemployment rates decreasing as business activity increases in the City and companies increase their workforce. Moreno Valley residents continue to secure positions with the new employers in the industrial areas. This trend is anticipated to continue as facilities are completed during the upcoming weeks and tenants occupy and staff the industrial facilities. Recruitment efforts have begun for the Procter & Gamble site and continue for the Amazon Fulfillment Center. New retail activity should strengthen the overall decline and provide additional employment opportunities for residents.

	May 2013	May 2014
California	8.10%	7.1%
Riverside County	9.2%	8.0%
Banning	10.5%	9.2%
Beaumont	10.5%	9.5%
Corona	6.7%	5.8%
Hemet	11.6%	10.2%
Menifee	9.8%	8.6%
Moreno Valley	10.7%	9.3%
Murrieta	6.0%	5.2%
Perris	14.4%	12.7%
Riverside	9.2%	8.1%
San Jacinto	14.0%	12.3%
Temecula	6.2%	5.4%

Employment Resource Center

The Moreno Valley Employment Resource Center (ERC) will celebrate its fifth anniversary in August 2014. City staff continues to collaborate with the Riverside County Economic Development Agency/Workforce Development to create a local resource center designed to meet the needs of both job seekers and businesses within the community.

Moreno Valley residents are finding local employment through the ERC. On opening day, August 9, 2009, the unemployment rate was 17% and 6 job seekers sought

assistance. The May 2014 unemployment rate in Moreno Valley is 9.3%. Approximately 25,600 individuals have received a variety of services since the opening day.

Of all six centers in Riverside County, Moreno Valley ranks second to only the main Workforce Development Center in Riverside. An average of 175 job seekers use the ERC's services daily and as expected, more than 72% are unemployed. During the period from July 1, 2013 through June 30, 2014, the ERC provided over 35,000 services to individuals, 30 workshops, 27 different recruitments for 14 employers and staffing agencies representing retail, food services, distribution and small businesses. A combined total of 1,221 people have attended recruitments at the ERC of which 776 were Moreno Valley residents.

ERC job seekers are racially diverse with 43% African American; 27% Hispanic/Latino; 18% non-Hispanic white; 4% Asian; 3% American Indian/Alaskan Native; 1% Hawaiian/Other Pacific Islander; and 4% other.

Staff continues to host business recruitments and is assisting the staffing agencies hiring employees for both Procter & Gamble and Deckers Outdoor. Over 300 job seekers responded to an on-site recruitment for P&G on Wednesday, July 2, 2014, and a majority of those attending were local residents - many of whom were hired. Recruitments for Amazon, Deckers Outdoor and Procter & Gamble continue as the companies fill the new positions in Moreno Valley.

The ERC continues to be a valuable resource for local residents and the business community.

Spotlight on Moreno Valley Business

The "Spotlight on Moreno Valley Business" program was created to recognize local businesses for their contribution to Moreno Valley, along with increasing residents' awareness of local shopping, dining, employment opportunities plus non-profit service providers.

A for-profit business and a non-profit organization providing services in Moreno Valley are featured monthly from differing categories representing each city council district on a rotating basis. Recognitions include both new and existing businesses and non-profit services.

Selections include referrals from a variety of sources including staff, city council members and the Moreno Valley Chambers of Commerce. Recent recognitions have included Be Happy Nutrition Center, Marco's Pizza, Caliente Restaurant and Low Cost Outlet. The July recognitions were the Rising Stars Business Academy located in the Canyon Springs Shopping Center and the Loco Burrito Restaurant located on the north side of Sunnymead Boulevard between Indian and Heacock Streets.

Future spotlights include Ranchitos Tacos Al Carbon and the Salvation Army. Moreno Valley is proud to recognize and support our local business community and non-profit service providers.



City Congratulates Our California Competes Tax Credit Recipients

On June 19, the California Competes Tax Credit Committee (CCTC), created by the Governor's Office of Business and Economic Development (GO-BIZ), issued tax credit awards to Amazon Fulfillment Services and Deckers Outdoor Corporation for their substantial job creation:

Amazon Fulfillment Services' newest facility is nearing completion at Heacock Street and San Michele Road. The 1.25 million sq. ft. building is one of four new Amazon facilities that will share the tax credit award of \$1.575 million for their creation of 1,550 jobs in Moreno Valley, Tracy, Newark, and San Bernardino.

In addition to the 1.25 million sq. ft. Moreno Valley fulfillment center, Amazon has just announced that they will occupy another 769,320 sq. ft. across the street from the fulfillment center. The second facility will serve as a receiving point for Amazon's warehouses in California and Arizona. Both facilities are scheduled to be in operation in August.

Deckers Outdoor Corporation (maker of UGG Boots and other high-end footwear) is under construction with an 800,000 square foot facility at Perris Boulevard and Grove View Road. Deckers Outdoor was awarded a total of \$800,000 in tax credits for creating new employment opportunities in Goleta (corporate headquarters) and Moreno Valley.

Recognition for these tax credit awards should be shared by all development services staff. Without their dedication to aggressive plan check turnaround times and quality customer service, businesses would select sites in other communities. So once again, congratulations to Amazon and Deckers Outdoor and many thanks to Development Services for maintaining our positive, friendly business climate!

Q1 2014 Sales Tax Revenue Summary

The City of Moreno Valley contracts with sales tax management consultants Hinderliter de Llamas & Associates ("HdL") for sales tax audits and analytical services. HdL

compiles the sales tax revenue data obtained from the State Board of Equalization as it is released, typically four to five months after the end of each quarter.

HdL has analyzed sales data for the 1st quarter of 2014 (generated January through March - "Q1 2014"). The City is pleased to report that overall sales by Moreno Valley businesses increased 7.7% compared with the same quarter in 2013 (up 7.5% without the City's shares of the State and County Sales Pools). Compared with other Riverside County agencies, Q1 2014 sales for Moreno Valley businesses experienced a better rate of growth. Including the local share of sales allocated to the County and State Pools, Moreno Valley's 7.7% growth ranks 10th of twenty-eight Riverside County cities. This marks more than four years of sales growth by Moreno Valley businesses.

Table 1 compares Q1 2014 sales to Q1 2013 sales in Moreno Valley and other western Riverside County cities, as well as unincorporated Riverside County. California cities receive 1% of the sales completed within their boundaries plus a small share of the sales in the State and unincorporated County areas, collected by businesses through sales taxes. Therefore, sales tax revenues directly relate to the strength of a community's consumer and business-to-business sales. The agencies included below are ranked by adjusted percentage change. Both standard and adjusted growth rates are shown (adjustments reflect corrections made by businesses or the Board of Equalization subsequent to the close of the quarter).

TABLE 1: Agency Comparisons - Sales Trends Q1 2014

Agency	Population	Business Count	Q1 2013	Q1 2014	\$ Difference	% Change STANDARD	% Change ADJUSTED
Hemet	81,537	1,695	\$ 2,188,935	\$ 2,540,849	\$ 351,914	16.1%	13.7%
Riverside	314,034	10,101	\$ 10,958,155	\$ 11,787,148	\$ 828,993	7.6%	9.4%
Murrieta	106,425	2,613	\$ 2,674,039	\$ 3,214,943	\$ 540,904	20.2%	7.9%
Moreno Valley	199,258	2,680	\$ 3,308,538	\$ 3,492,404	\$ 183,866	6%	7.5%
Perris	72,103	1,252	\$ 1,685,958	\$ 1,767,943	\$ 81,985	4.9%	6.9%
Corona	159,132	4,969	\$ 7,032,808	\$ 7,519,744	\$ 486,936	6.9%	5.6%
Temecula	106,289	4,004	\$ 6,151,841	\$ 6,356,782	\$ 204,941	3.3%	2.7%
Riverside County	363,590	5,762	\$ 8,244,849	\$ 6,435,908	\$(1,808,941)	-21.9%	-5.4%

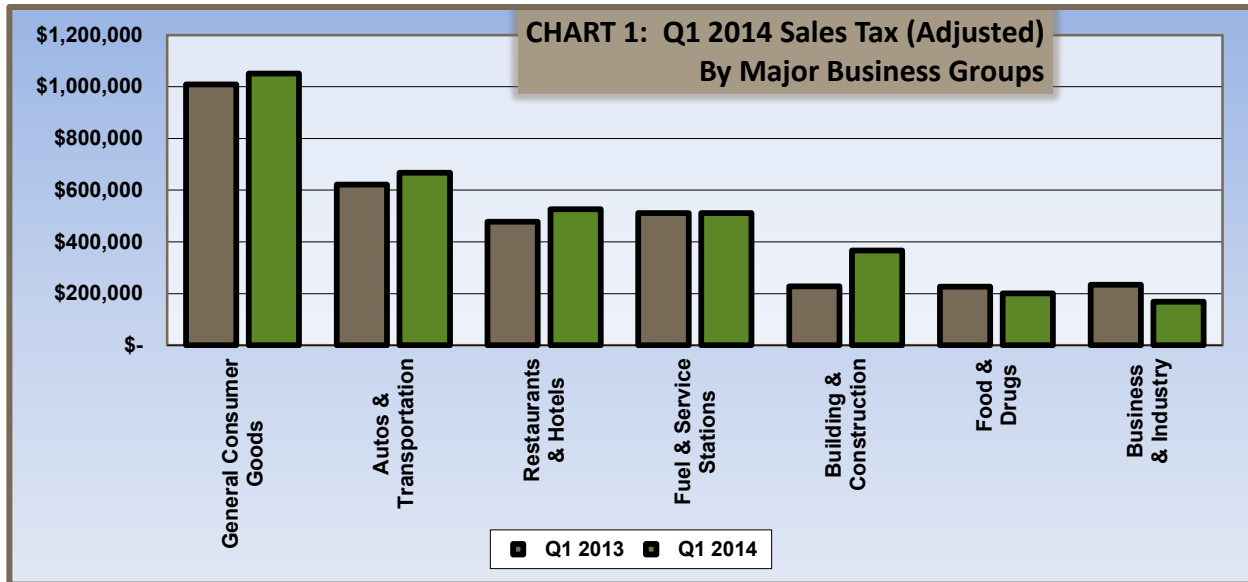


Chart 1 shows Moreno Valley's Q1 spending changes from 2013 to 2014 by major business groups. The General Consumer Goods category continued to dominate overall sales. However, the Building & Construction category produced the largest gain this quarter. These gains were offset somewhat by temporary payment anomalies from grocery stores with liquor and drug stores, reported in the Food & Drugs category.

Similarly, Chart 2 shows the relationship of each category to Moreno Valley's whole retail sales picture for Q1 2014. In Q1 2014 sales in the General Consumer Goods and Autos & Transportation categories made up nearly 50% of Moreno Valley's total retail sales. Moreno Valley's economic recovery continues with the largest gains in the "Contractors," "Home Furnishings," and "Electronics / Appliance Stores" business types.

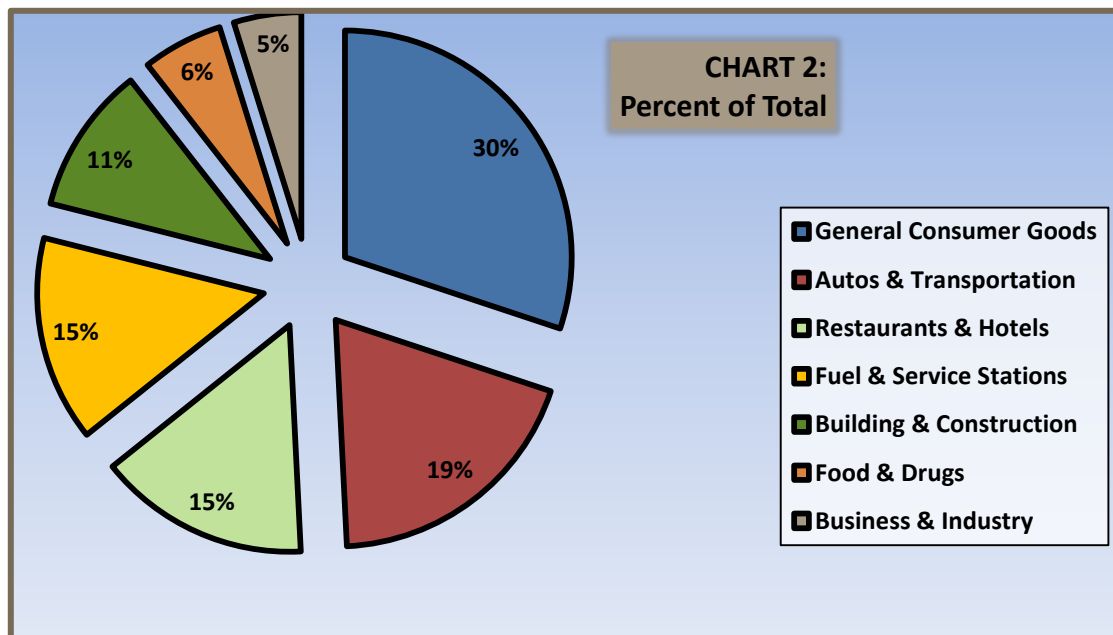


TABLE 2: Moreno Valley Sales Performance by Category				
Agency	Sales (thousands)	MV % Change	County % Change	HdL CA Clients % Change
Contractors	\$ 95.5	562.3%	19.4%	14.7%
Home Furnishings	\$ 61.9	54.6%	7.1%	6.8%
Electronics / Appliances	\$ 68.5	30.4%	7.7%	2.5%
Casual Dining	\$ 150.7	15.8%	7.7%	6.6%
Fast-Casual Restaurants	\$ 50.8	10.7%	14.3%	10.2%
Quick-Service Restaurants	\$ 299.3	8.6%	6.0%	4.8%
Automotive Supply Stores	\$ 83.5	8.5%	0.2%	0.0%
New Motor Vehicles	\$ 471.3	3.2%	14.0%	9.4%
Service Stations	\$ 512	0.1%	-1.0%	-1.0%
Department Stores	\$ 125.7	-2.9%	-11%	-5.1%
Family Apparel	\$ 135.2	-5.3%	0.2%	-3.3%
Grocery Stores / Liquor	\$ 93.7	-21.9%	-18.3%	-14.2%
Discount Dept Stores	Confidential too few to disclose		-2.6%	-2.6%
Fulfillment Centers	Confidential too few to disclose		-8.2%	17.5%
Lumber / Building Materials	Confidential too few to disclose		24.7%	16.8%

Building & Construction growth was exceptionally strong with the addition of a new contractor and a change to account reporting procedures that temporarily inflated the category with receipts from another category.

In addition, Home Furnishings and Electronics / Appliance sales contributed significantly to growth in the General Consumer Goods category.

Food sales grew with both new restaurants and strong sales. Moreno Valley was happy to welcome Polly's Pies and Miguel's Jr. to the community.

Finally, sales in the New and Used Automobiles and Auto Supply sales categories remained strong and stable.

Temporary payment anomalies in the Grocery Stores with Liquor category affected reporting throughout the County and State.

The following list identifies Moreno Valley's top twenty-five sales producers during the 1st Quarter 2014 (listed alphabetically to maintain the confidentiality of their sales data):

- | | | |
|------------------------|---------------------------|-----------------------------|
| Arco | Moreno Beach Market | Ross Dress for Less |
| Chevron | Moss Bros Buick GMC | Sears |
| Chevron | Moss Bros. Chevrolet | Serta Mattress |
| Circle K | Moss Bros. Chrysler-Jeep- | Stater Bros. |
| Costco w / Gas | Dodge | Super Target |
| Home Depot | Moss Bros. Honda | Tesoro Refining & Marketing |
| iHerb | Moss Bros. Toyota | Walgreens |
| Lowes Home Improvement | ResMed | Walmart Supercenter |
| Macy's | Robertson's Ready Mix | |

In conclusion, Moreno Valley businesses experienced overall 1st Quarter 2014 sales growth of 7.7%, including allocations from the County and State Pools. For more information, please refer to the *Moreno Valley Sales Tax Update* prepared by Hinderliter de Llamas & Associates, available in the City's Economic Development office or on the City's website at www.moval.org.

Building & Safety Division

Quick Statistics

The following statistics are for the Building & Safety Division for the months of June 2013 and June 2014.

BUILDING & SAFETY	June 2014	June 2013
Customer counter Visits-total daily average	669/32	537/34
Building Permits Issued	212	203
Construction Valuation	\$10,114,971	\$4,937,200
Construction Inspections Performed	1146	720
Issued Certificates of Occupancy	18	8
Plan Check Activity	275	219
Monthly Revenue	\$171,998	\$115,724

Building Activity Stats

Activity for the Building Safety Division continues its growth into the summer months. All areas of the division are experiencing increases in workload. This includes all disciplines of plan review submittals, permit issuance and field inspections. The following are some highlights showcasing the hard work of the Division's staff.

Plan Review Submittal

Significant projects and data:

- Deckers Outdoors
Made application for 8 different product moving systems involving such items as platforms, electrical, sorters, conveyors and racks.
- RIO II (Amazon II)
The project is moving quickly with 3 initial submittals for tenant improvements, conveyor system and large heating and cooling system at a construction valuation of \$31.7M.
- March Business Center
Two new industrial structures totaling over 1.38M square feet with a construction valuation of \$42.5M.
- Aerosports Trampoline Park
An indoor trampoline sports park was submitted with an estimated construction valuation of \$200,000.
- Dwelling Units
Approximately 250 single family dwellings in review, construction or completion.

Permits Issued

Significant projects and data:

- Deckers Outdoor – Conveyor system with platforms and foundations. Construction Valuation \$1M.
- Frontier Homes – 3 model homes with a total construction valuation over \$1.2M.

Certificate of Occupancy (C of O)

Partial list of June C of O's:

- 4 Industrial/ New Commercial (temporary)- Amazon, Procter and Gamble, Minka Lighting, and Auto Zone
- 8 Retail – Tilly's, The Barn Box, Hear USA, Boost Mobile, Circle K and others.
- 3 Restaurants –Pizza Factory, Los Jibertos and Pizza Five 85.
- 2 Fitness – Moreno Valley Taekwondo and the Trainer's Training Studio.

Code & Neighborhood Services Division

Quick Statistics

The following statistics are for the Code & Neighborhood Services Division for the months of June 2013 and June 2014.

	June 2014	June 2013
Cases Initiated	409	354
Closed Case Investigations	419	305
Parking Citations Issued	2,047	1,791
Administrative Citations Issued	34	72
Counter Customers	297	223

City of Moreno Valley Bulky Waste Event

A citywide event sponsored by Waste Management in partnership with City staff from Code & Neighborhood Services and Public Work took place at Edgemont Elementary School on June 14 from 8 a.m. – 12 p.m.

Planning Division

Quick Statistics

The following statistics provided are for the Planning Division for the months of June 2013 and June 2014.

	<u>June 2014</u>	<u>June 2013</u>
Counter Customers	276	304
Major Case Submittals	7	2
Minor Case Submittals	58	48
Plan Check Submittals	51	67
Application Fees	\$ 96,564	\$ 38,237

Planning Commission

The Planning Commission meeting was held on June 24. At that meeting, the Planning Commission reviewed and/or took action on the following:

- A General Plan Amendment and Change of Zone was reviewed and a recommendation of approval forwarded to the City Council for review. The project is located at the southwest corner of Perris Boulevard & Santiago Drive (north of Iris Ave). The General Plan Amendment is proposed from Commercial (C) to R30 (Residential 30), and a Change of Zone from Neighborhood Commercial (NC) to R30 (Residential 30) for 2.68 acres. The Mixed Use Districts Overlay will also be expanded to include these three parcels as Mixed-Use Neighborhood (MUN). There is no proposal to develop the site at this time. The applicant is Jeff Weber.
- A Conditional Use Permit was approved for a 12,060 square foot nightclub/lounge with live entertainment in an existing tenant space at the Canyon Springs Plaza located at 12125 Day Street. The applicants are Antonio Jr. & Catherine Herrera.
- A Conditional Use Permit and Variance was approved for a six island fueling station to include a 250 square foot kiosk at the northeast corner of Perris Boulevard and Hemlock Avenue. The variance is required for parking. The applicant is the Kroger Company.
- A Variance was approved for an existing apartment building to reduce the rear setback to 5 feet, allowing the applicant to build four one-car garages, storage space and laundry room for existing apartments. The project is located at 22877 Allies Place. The applicant is Riverside Housing Development Corp (RHDC).
- A Development Agreement Amendment for TownGate was reviewed and an approval recommendation forwarded to City Council. The amendment would extend the term of the Agreement by five years. The applicant is Palm Tree Communities Consulting.
- The Planning Commission considered and approved a Resolution making findings pertaining to Moreno Valley City Council Ordinance No. 879 pertaining to the creation of the office of a directly elected Mayor and the number, designation and boundaries of the four Councilmanic Districts.

Projects Pending Before Planning Commission

- A Conditional Use Permit will be reviewed for a new wireless telecommunication site for cellular service at 25565 Kalmia Avenue. The project will be stealth design with the appearance of a 50 foot high Eucalyptus tree. The applicant is Verizon Wireless.
- A Conditional Use Permit will be reviewed for a new wireless telecommunication facility on an 80 foot high light standard in JFK Park at 15115 Indian St. The facility includes a new equipment enclosure designed to match the existing shelter of another carrier at the park. The applicant is AT & T Mobility.

Administrative Approvals

- An Administrative Plot Plan was approved for Aerosports Moreno Valley Trampoline Park in an existing building located at 12125 Day Street, Suite A201. The applicant is Stephen Peebles.
- An Amended Conditional Use Permit was approved to modify uses for 17700 Indian Street. The applicant is Waste Management.

-
- An Administrative Plot Plan was approved for the installation of ground mounted solar panels at 27700 Kalmia Avenue. The application is GCI Solar.
 - An Administrative Plot Plan was approved for an open canopy at Moss Bros. Honda at the Auto Mall.

Recent Case Submittals

- A Plot Plan was submitted for 200 multi-family residential units on 10.9 acres at the northeast corner of Lasselle and Cactus Avenue. The applicant is MV Bella Vista, LLC.
- A Substantial Conformance and Phasing Map were submitted for the March Business Center/Western Realco project. The proposal involves minor changes to the approved plans and establishes phasing for the project. The applicant is Western Realco.
- A Tentative Tract Map was submitted for the subdivision of a 9.4 acre parcel to create 72 detached condominium units. In addition, a Conditional Use Permit was submitted to establish zoning standards for the detached units. The applicant is Frontier Communities.
- An Administrative Plot Plan was submitted for a Wells Fargo ATM in the Moreno Valley Plaza on the south side of Sunnymead Boulevard west of Heacock Street. The applicant is CIM Group.
- An Administrative Plot Plan was submitted for minor changes to the installation of a telecommunications facility in JFK Park. The applicant is Sprint.
- A seven lot residential subdivision was submitted in the vicinity of the Dunlavy Court and Davis Street. The proposal also includes an Administrative Variance. The applicant is Right Solutions, LLC.
- A Conditional Use Permit was submitted for a new telecommunications facility in Morrison Park placed on an existing stadium light standard. The applicant is Verizon Wireless.
- An amended Conditional Use Permit for changes to a telecommunications facility in the vicinity of the intersection of Heacock Street and Alessandro Boulevard. The applicant is Sprint.
- A Pre-application review was submitted for eight existing multi-family residential units into a rehabilitation center located on Bay Avenue. The applicant is Steven Kramer.

Project Highlights

- Walmart

Several development applications related to a proposed Walmart store are progressing through the development review process. The proposed Walmart store and additional retail pad are located on the west side of Perris Boulevard just south of Gentian Avenue (northerly of Iris Avenue). The Project Review Staff Committee will soon be reviewing the modified site design and elevations. Considerable progress has been made in addressing staff comments. A screencheck EIR document is expected to be submitted in early August. The applicant is Kimley-Horn and Associates, Inc.

- First Industrial

The project is an approximately 1.4 million square foot warehouse on approximately 72 acres in the Moreno Valley Industrial area. The project is located at the southwest corner of Indian Street and Nandina Avenue. The Draft Environmental Impact Report (EIR) has been noticed for public review. The review period for the Draft EIR for First Industrial began on June 26th and concludes on August 10th. The DEIR and related documents are available on the City's website. The applicant is First Industrial.

- Modular Logistics Center

An approximately one million square foot warehouse has been submitted and reviewed at Project Review Staff Committee. The project is located on the east side of 17300 Perris Boulevard in the Moreno Valley Industrial Area. A draft Screencheck EIR is nearing completion, and is expected to be submitted by July 10th. The peer review consultant for the EIR has been selected. The applicant is Kearny Modular Way, LLC.

- World Logistics Center

The EIR consultant is continuing to work on the Final Environmental Impact Report. Based on the City's comments on the second review of the documents, the applicant is making additional modifications. The draft EIR and Response to Comments will constitute the Final EIR (FEIR). The FEIR will accompany the Specific Plan for the World Logistics Center for formal review by the Planning Commission and City Council.

The Draft Environmental Impact Report (DEIR) for the World Logistics Center was released on Monday February 4, 2013. Comments on the DEIR were due on or before April 8, 2013. Approximately 140 comments have been received to date from local residents and property owners, responsible agencies and environmental groups, including a number received after the due date. The due date provided for a 60 day public review period for the DEIR, well in excess of the 45 day review period required by State Law.

The World Logistics Center is a Specific Plan for up to 41.6 million square feet of high cube logistics warehouse space. High cube warehouses are large, high ceiling buildings built to accommodate modern, high efficiency logistics operations. The proposed Specific Plan includes nearly all of the property encompassed by the SR60 Freeway, Redlands Boulevard, Gilman Springs Road and the southerly City limits. In addition to the Specific Plan, the project includes a General Plan Amendment, a Zone Change, an Annexation for an 85-acre parcel at Alessandro Boulevard and Gilman Springs Road, a Development Agreement, a Tentative Parcel Map for financial purposes and an Environmental Impact Report.

Enhancements to Review Process

- Landscape Plan Review - Administrative Policy Change

Planning staff has modified the Division's administrative policy for review of landscape plans for front yard landscaping of already existing single-family homes. This would apply if a homeowner is replacing all of their landscaping in the front yard. The review is a courtesy review completed at the counter for homeowners to ensure consistency with

the City's landscape standards. In consideration of the drought conditions, planning staff will also consider and approve landscapes without irrigation provided that the drought tolerant landscape plan materials and hardscape are consistent with the City's landscape standards. These changes have already benefited two residents who have reviewed landscape plans with the Planning Division.

Other Activities

- Nason Street Corridor Plan

The City of Moreno Valley received an award of SCAG grant funds for development of the Nason Street Corridor Plan. The goal of the Nason Street Corridor Plan is to enhance mobility and quality of life by expanding potential lifestyle, employment, shopping and entertainment opportunities, improving coordination of transportation services, expanding modal choices and creating a safe environment for pedestrians and cyclists along Nason Street. The proposed Nason Street Corridor Plan will create a transportation corridor that will embrace pedestrians, bicyclists and public transit to maintain traffic flows and reduce traffic conflicts along one of Moreno Valley's major arterials.

- Omnibus Code Amendment

The Planning Division has begun work on an Omnibus Code Amendment that will amend a range of zoning regulations contained in Title 9 of the City of Moreno Valley Municipal Code regarding signs for multiple-family projects, time limits of Temporary Use Permits, minor recycling centers, gravel for vehicle storage, groundcover (organic and inorganic) uses in the landscape guidelines, and revising front yard landscaping requirements for various single-family zoning districts.

- Southern California Edison (SCE) Strategic Solicitation Phase 3

The Solicitation (similar to a grant) provides funding up to \$100,920 for staff to work on four tasks that will help the City further implement the City's Climate Action Strategy. On June 23, 2014, planning staff and SCE had a kick-off meeting to discuss the details of the implementation of the effort. The proposed tasks include incorporating energy efficiency discussion into the City's General Plan, a Municipal Code Amendment to provide residential density bonuses for energy efficient projects, and redesign of the department's forms to provide information and requirements pertaining to energy efficiency.

- Environmental and Historical Protection Board (EHPB)

The Committee coordinated an Earth Day collage contest in April 2014 for third through fifth graders at Moreno Valley schools. The activities culminated with recognition and awards presented by the City Council at the April 22 City Council meeting.

There has also been ongoing discussion among the Committee regarding energy efficiency measures and urban forest information that might be shared with residents.

FINANCIAL & MANAGEMENT SERVICES DEPARTMENT

Financial Operations Division

Closing Period for Fiscal Year 2013/2014 Begins

June 30 marked the end of Fiscal Year 2013/2014. Accounts Payable staff is requesting that all departments submit invoices from vendors as soon as possible to ensure that expenditures are accounted for in the proper fiscal year. Accounting staff will be processing accruals and reconciliations for approximately 150 funds and over 1,000 general ledger accounts over the next 90 days in anticipation of our financial audit scheduled to begin September 29.

Retiree Healthcare Plan Actuarial Valuation Results

The summary results of the recent actuarial valuation conducted by Bartel & Associates, LLC as of 6/30/13 are:

- 148 Active Retirees are in the plan with 119 (80%) participating
- 283 Active Employees are eligible to be covered in the plan
- Average Age of our Retirees is 65.2 with an Average Service Retirement Age of 58.8
- Average Age and Years of City Service Active Employees is 47.9 and 11.0 respectively
- Investment results with California Employer's Retiree Benefit Trust (CERBT) for the fiscal year was 11.8%
- Plan assets are \$6.1M with a funding level estimated at 46%
- Plan assets are projected to grow to \$7.6M with a funding level of 54% as of 6/30/15

Payroll Staff Conducts eSuite Training for Removal of Furlough and Implementation of 9/80 Schedule

Approximately 200 employees attended training provided by Celeste Wiggins, Payroll Supervisor, and Jessica Guzman, Senior Payroll Technician, specific to the various shifts involved with a 9/80 schedule. If this training opportunity was missed, or if there are still unanswered questions, please contact your supervisor or payroll staff.



Shift A – works the 1st flex day in the pay period
Shift B – works the 2nd flex day in the pay period

Payroll Processed the Following “Special Pays” from January through June 2014

15 employees received annual leave hours equivalent to the number of years of service that reached a service milestone:

- 7 employees reached 25 years and received 25 hours of annual leave
- 3 employees reached 15 years and received 15 hours of annual leave

-
- 4 employees reached 10 years and received 10 hours of annual leave
 - 1 employee reached 5 years and received 5 hours of annual leave

City Manager-Granted Administrative Leave:

- 84 hours were granted by the City Manager

Annual Leave Sell Back Pilot Program:



- 28 employees participated
- Number of hours paid = 1,103.5 hours
- Value to employees = \$37,968.04

Financial Resources Division

Cost Allocation Plan

On June 24, the City Council adopted the new Cost Allocation Plan. This action was the first step in providing a structure to allocate City overhead costs equitably throughout the City. The next step in the process will be an evaluation of the City's Internal Service Funds (ISFs) for internal service programs/groups including Technology Services and Facilities.

The consulting firm of NBS was retained by the City to analyze the City's cost allocation plan (CAP) and to develop an Excel based model to provide a method to update the study on an annual basis going forward. The CAP is an analytical tool through which a city can apportion administrative or indirect service costs to individual departments or cost centers within its organization. Allocated costs are typically termed "city-wide overhead." Most overhead/indirect service costs are those expenditures which provide support services or oversight to each department city-wide and typically include: legislative, managerial, financial, administrative, legal, personnel, technology, building and equipment use, and risk management activities. Allocated costs may also include services within non-administrative/support services departments that provide targeted benefit to specific departments. A general example of this would be specific skill sets from one department that actually exist to provide support to a department outside its own.

Non-Profit Roundtable

On June 30, the quarterly Non-Profit Roundtable meeting was held at City Hall. The meeting included a presentation and discussion of the City's current Community Development Block Grant (CDBG) program to help organizations generally understand the availability and use of these funds and to be able to plan for future CDBG application requests. In addition, as part of the meeting, volunteers were requested to help create a steering committee for the future of these Non-Profit roundtable discussions. We received eight volunteers from multiple agencies to begin this process and to help determine the goals and direction for this group. The next quarterly Non-Profit Roundtable meeting will be scheduled for late September.

Special Districts Division

Landscape Irrigation System Back Online

The Maxicom central computer that is critical to landscape operations crashed on Thursday, June 26. The Maxicom system controls more than half of the irrigation controllers within special landscaped districts. Special thanks to Bob Florez, our Landscape Irrigation Technician, who worked on an emergency basis after normal business hours to recover the programming and get the systems back online without any loss to landscaping or water. This tool helps us to efficiently program irrigation cycles citywide, respond to water emergencies from a single computer and respond to early warnings for irrigation system breakdowns. More than 200 irrigation controllers and 160 acres of landscaping are covered by the Maxicom system.

Sunnymead Boulevard Palm Trees Trimmed

The palm trees that were installed as part of the former Redevelopment Agency's Sunnymead Boulevard Revitalization Project, covered by Zone S have been trimmed. Because the trees are just below 18', the trimming is provided as part of the landscape maintenance contractor's responsibilities- trimming every 6 months. It is expected that next year the palm trees will exceed the 18' height limit and become part of the tree trimming cycle which is every 3-5 years. Trimming trees taller than 18' is covered under the tree trimming contract for an additional cost.

SCE General Rate Case Update

Staff attended a meeting at the Rosemead SCE offices on June 26 to discuss concerns we have regarding SCE's General Rate Case application to increase street light rates beginning in 2015. SCE provided additional detail about its accounting systems and rationale for the requested cost increases which include accelerating SCE's steel pole replacement program (which had not been addressed in prior years) and replacement of luminaires on a scheduled basis rather than in response to outages. If approved by the Public Utilities Commission, Moreno Valley could expect to see increases in street light costs of an additional \$209,000/year beginning in 2015 with an additional increase of \$629,000 in 2018.

Technology Services Division

Connecting Cottonwood Golf Center to the City Network

Work crews contracted by Transportation Engineering are replacing old communications pull boxes with larger boxes in order to accommodate fiber optic cables. The Technology Services and Transportation Engineering Divisions have been working cooperatively to expand our fiber optic communications network in several directions. One of this year's projects extends fiber cables on Frederick Street from Alessandro Boulevard to Hwy 60; as the fiber passes by the Golf Center the pull box below will enable us to connect the Golf Center to the City's network. The completed project will also provide



capacity for future expansion of the City's Camera system and an interconnection to Caltrans.

New Wall Maps

New Orthophotography wall maps are scheduled to be installed at various locations in City Hall this month. The maps replace City aeriels taken in 2005. They feature 3" resolution (very detailed; 1 pixel equals 3" on the ground) and a dry-erase surface. You can view a soon-to-be-replaced map in most City conference rooms. Check out the old map now and check back later this month to see how much Moreno Valley has grown.

Support for Accounts Receivable

Implementation of the Logos Miscellaneous Billing module, which is used to track money owed to the City, is continuing. Miscellaneous Billing is a flexible accounts receivable system that can be used by every department to track money owed to the City; the module will send invoices, calculate late fees, and report aging on bills among other features. While this first phase focuses on centralizing the management of Time & Materials deposit accounts, this module will make decentralized billing not only possible but significantly easier than the standalone systems that are currently in use. If your department or division handles billing and you wonder if Miscellaneous Billing can work for you, please contact Technology Services or the Treasury Division.

Treasury Operations Division

New Credit Card Processing Rules

For companies or merchants that accept credit/debit cards as payment, the rules are changing as EMV/PIN (chip) credit cards will soon be the norm for all payment cards. EMV, or Europay, MasterCard & Visa, are cards that provide a new security feature utilizing a visible computer chip that is embedded in the card. The EMV cards utilize dynamic encryption and cardholder authentication features, which protect cardholders against lost or stolen cards and fraudulent transactions.

The credit card processing companies (Visa & MasterCard) have identified October 2015 as the cut-off date for companies to migrate to the new technology. While merchants may continue to use the old technology, those that do not adopt the new standards by that date will accept the risk of fraud loss and associated costs. The California State Senate has been working on a bill (SB1351) that would require conversion to EMV cards by April 2016. The bill made it out of committee but did not get voted on by the full Senate by their May 30 deadline and will need to be reintroduced in the next legislative session.

The City will be working with our software vendors and merchant card processors over the next year to convert our card readers to be in compliance with the new EMV standards. We believe this will reduce the City's exposure to and liability from fraudulent transactions and will provide the maximum level of security for our customers.

Investment Management Services RFP

On June 2, the City issued an RFP for Investment Advisory Management Services. For the past five years this service has been provided by Chandler Asset Management (CAM). The City received nine proposals by the June 26 due date. Staff is reviewing the proposals and will provide a short list of firms to be interviewed by the Finance Subcommittee in late July. The award of the contract is expected to go before the full Council on August 26.

FIRE DEPARTMENT

Administration

Fire Department

Congratulations to Fire Explorer Cameron Humphreys for receiving the 2014 Chris Kanton Scholarship. The purpose of the scholarship is to support youth participating in the Moreno Valley Explorer Post who desire to pursue their education in fire services. On June 21, 2014, Cameron Humphreys was presented with a \$500.00 scholarship. Cameron Humphreys is a recent graduate from Valley View High School in Moreno Valley and will be using the scholarship to attend Riverside Community College.



Fire Prevention

July 4th

The Fire Prevention Bureau was an active participant in the City's 4th of July festivities. As part of the parade staging area, Fire Prevention inspectors conducted safety inspections of all trucks, trailers, and floats that participated in the parade. The purpose of the inspection is to ensure that all riders and operators were safe as they traveled the parade route. Fire Prevention staff also conducted fire and life safety inspections at the fireworks festival to ensure a safe environment for those in attendance. In conclusion, inspectors reviewed the fireworks loading and wiring operations and monitored the discharge of the fireworks. Fire Prevention Bureau is happy to report that the citizens and visitors of Moreno Valley had a very safe 4th of July.

Office of Emergency Management

Edison Community Forum

On June 12 Emergency Management Program Manager Alia Rodriguez participated in a five person panel for the Annual Inland Empire Community Forum Capacity Building Workshop facilitated by Southern California Edison. The mission of the panel was to provide an emergency preparedness overview and engage non-profit organizations as they are a critical asset in our community's resiliency and success. This workshop had more than 150 participants in attendance.

Emergency Food and Water Supply for First Responders

The Office of Emergency Management acquired emergency food and water for the City's First Responders including the Fire Department, Police Department, Public Works and Emergency Operation Center Responder staff. The supply is intended to provide approximately 360 first responders with emergency food and water for 2 days in the event of a catastrophic event or disaster. Our ultimate goal is to maintain a cache of emergency food and water for all first responders for a minimum of seven days.

Significant Events

- On June 8, Sunnymead Engine 2, Morrison Park Engine 99 and Moreno Valley Police Department units responded to a report of a two-year old drowning victim. Prior to the arrival of the emergency responders a bystander at the location removed the child from the pool and began Cardiopulmonary Resuscitation (CPR). Once firefighter paramedics arrived on scene they noticed the child was still pulseless, the child was immediately loaded into the ambulance for transport. Personnel from Engine 2 and Engine 99, including two firefighter paramedics, remained with the patient during transport to the local area hospital, providing pediatric advance life support measures while continuing CPR. After arrival at the hospital, the child had regained a pulse and remained in critical condition. The outcome of this patient is unknown at this time.
- On June 14, College Park Engine 91, the Moreno Valley Fire Department, and Riverside County Fire/CAL FIRE units responded to a reported residential structure fire with reported victims trapped. Engine 91 arrived at scene and after not observing smoke from the exterior of the residence firefighters began to investigate. A fire alarm could be heard from outside the home and smoke was discovered through a closed window. Sunnymead Truck 2 arrived at scene and was assigned to force entry in the front door. While firefighters were conducting a search of the residence that was filled with smoke they repeatedly called out "Fire Department" and heard cries for help coming from the rear of the home. An elderly victim who was bed-ridden was discovered in a rear bedroom and was carried from the home by firefighters. The patient stated they had breathing problems and was unable to move. The patient was transferred to awaiting firefighter paramedics who initiated advance life support care and accompanied the victim to a local hospital. The fire was located by other arriving units and was found to be food left cooking on the stove, causing very little damage to the home.
- On June 14, Sunnymead Truck 2, the Moreno Valley Fire Department, and Riverside County Fire/CAL FIRE units responded to a reported traffic collision on Perris Boulevard and Bay Avenue with victims trapped and with power lines down. Upon arrival, Truck 2 located a single vehicle collision with a trapped driver, but with no downed power lines. A ground transport ambulance was on scene and indicated that there was one patient with major injuries and experiencing atonal respirations. Engine 99 assumed command and patient care as Truck 2 began to extricate the

patient. The patient was freed from the vehicle after approximately 10 minutes; however the patient succumbed to their injuries.

- On June 14, College Park Engine 91, the Moreno Valley Fire Department, and Riverside County Fire/CAL FIRE units responded to an unconscious/unresponsive male victim lying on his back on the second floor hallway of the residence. The victim was pulseless and apneic with trauma to the neck. A bystander at the location began Cardiopulmonary Resuscitation (CPR) on the patient prior to the arrival of both Engines. According to a witness the patient was found hanging from a shower stall in the bathroom. Engine 91, Engine 5 and AMR 341 provided advanced cardiac life support by administering medications and continuing CPR. The patient was placed in spinal precautions and was transported to a local area hospital accompanied by two firefighters. While the patient was being loaded a family member began to experience severe anxiety and requested medical attention. Another ambulance was requested and Riverside County Fire Department Engine 5 provided medical care. The outcome of both patients is unknown.
- On June 15, Morrison Park Engine 99, the Moreno Valley Fire Department, and Riverside County Fire/CAL FIRE units responded to a reported structure fire. Upon arrival, an unoccupied single-wide mobile home was found fully involved in fire. Before firefighters were able to place fire hose streams onto the structure, it collapsed. The collapsed and free burning mobile home was threatening adjacent homes, forcing the first-arriving firefighters to concentrate their efforts on protecting the neighboring exposures. As additional firefighters arrived, they extinguished the burning home within 20 minutes. Although the initial home was completely destroyed, firefighters were successful in protecting the neighboring homes from serious damage.
- On June 30, Kennedy Park Engine 65 was dispatched to a reported medical emergency. Upon arrival, Engine 65 found an elderly female patient lying in bed in severe distress complaining of shortness of breath and heart problems. Engine 65 initiated advance life support intervention which included: an I.V., heart monitoring, oxygen therapy and the administration of medication. The patient was then loaded for transport to a local area hospital accompanied by Engine 65's firefighter paramedic while continuing to provide advance life support care. The patient's overall condition had improved significantly upon arrival to the hospital.

PARKS & COMMUNITY SERVICES DEPARTMENT

Special Events

MoVal Rocks Summer Concerts/MoVal Movies in the Park

The event on June 26 was very successful with approximately 350 people in attendance. The children's concert and movie was held on July 10 and the Latin Society played on July 30- both were well attended.

Fourth of July Family FunFest and Parade

On July 4, the City held its annual Independence Day Parade and FunFest. The Independence Day Parade featured 90 entries which included several City and County officials, community organizations, and local businesses. More than 2,000 spectators were in attendance. The FunFest, held at Morrison Park/Mountain View Middle School, featured entertainment on both the main and community stages, food vendors, information booths, City vehicles on display, a beer garden and a spectacular fireworks show. More than 15,000 people attended the event.

Youthfest

Recreation staff is currently planning for the annual Youthfest event. Youthfest will be held on September 13 from 10:00 a.m. to 2:00 p.m. at Moreno Valley Community Park. The event will cater to those seeking information on youth oriented services including sports leagues, recreation classes, youth activities, and program demonstrations.

Parks Projects

Lasselle Sports Park

At Lasselle Sports Park (District 4), a new landscaper has been brought on board to resolve the plant material issues and irrigation deficiencies. The contractor also continues to work on the ADA compliance and has received engineered drawings for corrections. Once the site is acceptable, the park will have a 60-day maintenance period. The opening date is anticipated for fall 2014 with the dedication scheduled for Saturday, September 27.

Celebration Park

The synthetic turf has been heavily vandalized three times since its installation. Staff is working on ways to eliminate the vandalism at the site with cameras and increased patrols.

Bayside Park

New playground equipment was installed at Bayside Park (District 1). The equipment includes play apparatus for ages five to twelve years. The play surfacing is Fibar ® engineered wood fiber. The new apparatus complies with current IPEMA, ASTM, and CPSC codes.

ADA Improvements

In compliance with Accessibility for Disabled Americans, concrete replacement, and other ADA improvements have been ongoing at several sites (various districts).

TownGate Community Center

The Time for Tots room at TownGate Community Center (District 5) has been repainted with bright primary colors. Additionally, the parking lot is being seal coated, prior to reopening for the summer program.

Parks Maintenance Division

Work Completed

Work completed includes: Installed cameras at Celebration Park; repaired 6-inch main at March Field; sprayed weeds in parks; weed abated space areas at the Equestrian Center, Morrison, March Field, Markborough and Hidden Springs; painted the monument sign at Sunnymead Park; and prepare for the July 4th event. Cottonwood Golf Course work completed included: Painted the green trim in front; aerified and sanded greens; aerated, overseeded and sanded tee areas; finished paint in front; and obtained an estimate to trim trees.

Projects in Progress

Projects in progress include: Repair high spots in concrete, install posts at Fairway and Ridgecrest Parks restroom shelters (ongoing); replace post on shelter at Sunnymead Park (ongoing); irrigation checks in all parks (ongoing); paint basketball poles that hold the backboards at Woodland Park; paint shelters at Hidden Springs and Sunnymead Parks; install 290 recycle trash containers at all park sites (50% complete); install new urinal in mens' restroom at Morrison Park, grade ballfield infields at Morrison Park; remove dead trees in parks (50% complete); irrigation checks and aerify all parks; repair all trails; install trash can at March Community Center; repair concrete area at March Community Center; resurface basketball court at Vista Lomas; spray weeds in Zone 1 and 2 parks; troubleshoot and repair faulty irrigation wiring at Westbluff Park; and add additional plants and trees to Towngate II and Shadow Mountain Parks. At Celebration Park: install fence at playground water feature; install 9' x 9' concrete area; and move benches. Cottonwood Golf Course projects include: move big bin, pour concrete slab, and install conduit and fibar.

Vandalism and Graffiti

Vandalism and graffiti for June was reported at the following areas: Aqueduct Bikeway (\$171), Community Park (\$141), Parque Amistad (\$55), Ridgecrest (\$38), Rock Ridge Park (\$85), Towngate Park (\$129), and Vista Lomas (\$38), Woodland Park (\$97) for a total of \$754 worth of damage. Staff spent 14 hours cleaning up the damage, which is approximately 1.75 full-time work days. The total hours for vandalism and graffiti clean-up in 2014 are 212, which equates to approximately 26.5 full-time work days.

Court Referrals

Court referrals performed a total of 186 hours during June, which equates to approximately 23 full-time work days. The total hours for court referrals in 2014 are 1,872 which equates to approximately 234 full-time work days.

Park Ranger Statistics

In June the Park Rangers patrolled 1,775 areas, had 5,296 public contacts, and reported 240 violations such as curfew, vandalism, parking, and alcohol violations in the parks. Since January 1, the Rangers patrolled 12,734 areas, had 32,605 public contracts, and reported 683 violations.

Recreation Division

Time for Tots

The annual Time for Tots graduation was held on June 4 at the Conference and Recreation Center's Grand Valley Ballroom. After three days of rehearsals, 75 Time for Totters performed two songs for more than 500 of their family and friends stated what they wanted to be when they grew up, were showcased in a slideshow, and received their diplomas. The entire evening was recorded by MVTV-3, and staff would like to thank them for their continued support. DVDs were made available to participating families.

The graduation celebration party was also held on June 7, at Celebration Park. Graduating students joined staff for a morning of games, water fun, and a potluck with their families.

The summer session began on June 16 with both the Conference and Recreation Center and TownGate Community Center filled with tots three to five years old. The staff was also excited to see that more than three quarters of the registrations were new children joining the program. The eight week summer session includes themes for each week: Imagination and Safari; America and Dinosaurs; Storybook and On the Farm; and Space and Ocean Life. The creative educational curriculum was created by staff to coincide with these themes. Students registered for the summer sessions will also participate in Harkin's Movie Theater Summer Movie Fun. Each Thursday features an exciting movie that the children are sure to enjoy.

Valley Kids Camp

The newly revamped Summer Valley Kids Camp opened on June 2 and was full of local children in grades kindergarten through seventh from the Moreno Valley and Val Verde Unified School Districts. The children are enjoying their break from school spending their days playing exciting recreational games, watching movies, playing video games, nurturing their creativity with arts and crafts, and experiencing fun-filled field trips to a Corona Del Mar beach, the Cove Water Park, and onsite activities with the UCR rock climbing team and carnival themed activities. The weekly registrations were the highest in the past several years and new registrations are continually accepted. The fun will continue at Summer Valley Kids Camp through August 12.

Recreation Programs and Classes

Recreation classes continue to gain popularity. The summer session of dance classes such as Hawaiian Dance, Belly Dancing, and Hip-hop especially saw an increase of registration for the month of June. Art, music, and CPR classes had a dramatic increase in monthly registrations with many classes filling close to capacity or filled completely. Newly offered seasonal classes such as Robotics Camp (an engineering style workshop) and Chicago-Style Dance along with computer classes began and were very successful.

Summer Youth and Teen Basketball

The Summer Youth Basketball League began in June. With more than 260 youth and teens in the program, it is a great way to keep the community youth busy this summer. Games will be held at the Conference & Recreation Center every Tuesday, Wednesday, and Saturday through August.

Pee Wee and Junior T-Ball

Youth ages three to seven years enjoyed the original sport of summer through the month of June. More than 190 youth are participating in the program which began with practice two days a week for three weeks and continues with scrimmage games for another three weeks. The program's focus is learning the skills of the game.

Adult Softball

The summer is heating up for the Adult Softball season which runs through August. The program continues its competitiveness with 12 teams playing on Thursday nights and another 11 teams playing on Sundays.

Senior Community Center

- On June 3, three precincts were open for voting at the Senior Community Center.
- On June 12, more than 150 seniors attended the Center's annual Father's Day BBQ, which was sponsored by Prime Care. The menu for the event included cheeseburgers, hamburgers, hot dogs, French fries, tea and lemonade.
- The June Senior Birthday Party was celebrated on June 26. This event was sponsored by the Friends of Moreno Valley Senior Center, who provided a free meal, and Miller Jones Mortuary, which donated the birthday cake and ice cream.
- The Texas BBQ was on July 10 and seniors look forward to the Luau on August 14.

Sewer Line Replacement

Work began on July 7, to replace the main sewer line at the Senior Community Center. This project is anticipated to be completed by mid-August. During construction, the west bathrooms will be closed. Direct access to the banquet hall through the main lobby will also be closed. Access to the banquet hall will be via the southwest double doors until the sewer line replacement is completed.

POLICE DEPARTMENT

Community Services Unit (CSU):

Event Participation:

- 4th of July Celebration. The 4th of July Celebration was a great success. Traffic control before and after the event went very smoothly- as planned. There were no major incidents during the event with only one arrest- an adult female for being intoxicated in public. The Moreno Valley Police Department received very positive feedback during the event from citizens stating they felt very safe and it was a great family atmosphere.

- July 20th through July 25th our Community Services Unit will be assisted with the Explorer Academy. Our Explorers will be living on site 24-hours each day until graduation. The Explorer Academy provides a sample of the experience of what a full six-month police academy would be like.
- August 5th is the annual National Night Out event. National Night Out is a national event, sponsored by Target Corporation where Police and Moreno Valley citizens come together to meet and focus on Community Safety and Neighborhood Watch programs in a fun way. This year there are three locations in Moreno Valley hosted by Neighborhood Watch groups.
- Beginning in August the Community Services Unit is hosting the first “Coffee with a Cop” event. This will be a quarterly event held at a local coffee shop or restaurant where members of the Moreno Valley Police Department and the community have an opportunity to come together in an informal setting to discuss community issues and build relationships, all while enjoying a cup of coffee. This event will be held at different business throughout the City every quarter.

Call for Volunteers

The Moreno Valley Police Department currently has 84 volunteers. This consists of Reserve Officers, Volunteers, Mounted Posse, and Explorers. We currently have 25 potential volunteers in the background process. We rely heavily on our volunteer forces to assist us with providing valued service to the citizens of Moreno Valley. Below is a list of current positions where we rely heavily on volunteer forces:

- Citizens Patrol - Uniformed high visibility patrol in marked patrol units;
- Anti-Graffiti Patrol – Non-uniform patrol in unmarked vehicles to assist in surveillance and reporting of graffiti vandals;
- Front Office Assistant - Assist front office personnel with day to day activities;
- Incident Call Out - Respond to major incidents within the City to assist with perimeter security, road closures, and searching for lost hikers/missing persons; and
- City-wide Camera System – Monitor call board and review related camera angles to assist with gathering information on calls for service, proactive monitoring of parks and problem or high crime areas.



Problem Oriented Policing Unit

The Problem Oriented Policing Unit (POP) is continuing to conduct shoulder tap operations in hopes of reducing alcohol sales to minors. Additionally, high visibility patrols are conducted throughout the City, including bicycle enforcement and vice operations geared toward illegal prostitution and illegal gambling.

Officers are also very involved in the crime free multi-housing process and are educating apartment owners and managers about how to reduce crime through better screening practices.

Special Enforcement Unit:

The Special Enforcement Unit is comprised of officers who are specialized in gang enforcement, drug enforcement and burglary/robbery suppression. The officers and investigators working this unit are diligent and are involved in several enforcement programs as well as specialized investigations. Gang officers conduct weekly gang intervention programs and work closely with School Resource Officers and the Youth Accountability Team. Drug enforcement officers are also very proactive by making daily arrests related to drug usage, possession, transportation and sales.

Crime prevention tips from your Burglary Suppression Team

- Leave some drapes and shades open. Closed drapes indicate an unoccupied house.
- Have your lawn taken care of. Dry uncut grass says that you're away. Keep shrubs and plants trimmed. Tall shrubbery can hide windows/doors which give a thief a place to work unseen.
- Put peepholes in front of doors. Those with magnifying glass lens are the best. You can see whose outside without opening the door. Consider door chains, too. *Never* leave a note on your door saying that you are not home.
- Take care with your keys. Don't leave a key under a doormat, flowerpot or on a ledge. Burglars look in these locations first. Never leave an ignition key in your car and never put a house key on your ignition key ring.
- If you have a dog or an alarm system, display "BEWARE" signs. These deter thieves.
- Ask your local police to check your home periodically when you will be gone for an extended period. Also, talk to them about Neighborhood Watch Programs.
- Leave a radio on. Turn it to a talk radio station, if possible, and turn the volume loud enough to be heard outside. This indicates that someone is home. Turn your phone ringer or bell down so that a prowler can't hear the phone ringing.
- Don't keep expensive jewelry at home, unless you have a secure safe. All valuables and important documents should be kept in a safe or a safe deposit box that is not easily removed.
- Light the outside of your home. Exterior lights should illuminate doors, dark spots and yards.
- Put interior lights on timers to simulate that someone is home
- Mark valuable items with your California Driver's License number. Televisions, stereos, DVD players are items a thief is likely to steal. Keep a list of these items, along with their serial number, in a safe place.
- Secure patio doors. A steel or wooden rod in the guide channel will work. A pin type lock may also be used for added security.
- Keep your garage door down and locked. This helps protect property stored inside. While you're away, electric doors should be disconnected and padlocked.

-
- Look into an alarm system. These are hundreds of different systems on the market. Costs are commensurate with the sophistication.
 - Ask a neighbor to use your garbage cans. Empty cans can be a tip off that you're away.
 - Ask someone to park in your driveway. This gives the illusion that someone is home.
 - Make an inventory of items in your home. Take photos of valuable items. Keep one copy for yourself and give a copy to your insurance company. Videotape entire home and all rooms containing your property and valuables.

Traffic Division

A list of current enforcement events our traffic team is involved with:

- Motorcycle Enforcement
- DUI Saturation Patrol
- DUI Checkpoints
- Avoid the 30 / roving DUI enforcement

The traffic unit conducted a DUI/Driver's License checkpoint on July 11, 2014, at Cactus Avenue and Graham Street between the hours of 0900 and 0300 hours yielding the following results:

- 1669 Vehicles screened at the checkpoint
- 2 DUI-Alcohol arrests
- 1 DUI-Drug Impaired arrest
- 38 Drivers cited/arrested for operating a vehicle unlicensed or while suspended/revoked
- 28 Citations for vehicle Code violations



Traffic Safety Tips from your Traffic Unit:

- Never leave a child unattended in a vehicle, even with the window slightly open. An outside temperature of 101 degrees can easily result in an interior temperature of 140 degrees.
- If you see a child unattended in a hot vehicle, call 911. EMS professionals are trained to determine if a child is in trouble.
- Place your cell phone, purse or other important item needed at your next stop on the floor in front of a child in the backseat. This triggers adults to see children when they open the rear door and reach for their belongings.
- Set your cell phone or Outlook reminder to be sure you dropped your child off at day care. Have a plan that if your child is late for daycare, you will be called within a few minutes.

- Always lock your car and ensure children do not have access to keys or remote entry devices.
- If a child is missing, check the pool first, and then your car or any other vehicles at your house, including car trunks.
- Teach your children that vehicles are never to be used as a play area.

Case of the Month:

In mid-June officers responded to a car to car shooting in the area of John F. Kennedy Boulevard and Perris Boulevard. Several witnesses dialed 911 and advised seeing subjects in one vehicle shooting at subjects in another vehicle. While officers were responding, witnesses advised one of the involved vehicles crashed into a light pole and three subjects were observed running into the neighborhood carrying a rifle. Officers arrived in the area and immediately shut down eastbound and westbound traffic on John F. Kennedy Boulevard. While officers were attempting to obtain suspect information additional witnesses dialed 911 and advised our dispatch that the other involved vehicle crashed, further eastbound on John F. Kennedy Boulevard and three subjects had gunshot wounds. Additional officers responded to that vehicle and established a crime scene. Paramedics with the Moreno Valley Fire Department immediately responded and transported all three adult males who were suffering from multiple gunshot wounds, to the hospital. Officers at the first scene were able to track the three suspects to a residence in the adjacent neighborhood. Officers detained one male at the residence and learned that the three suspects had been at the residence but left prior to officers arriving. While officers and detectives with the Special Enforcement team investigated, additional officers and detectives processed the large crime scene. Police volunteers assisted by maintaining scene security and road closures.

Over the two days following the shooting, officers and detectives worked around-the-clock developing leads and conducting surveillance to identify and locate the suspects. Detectives received a break in the case and obtained information that led to several search warrants being served throughout the cities of Moreno Valley and Perris. Within two days detectives were able to locate evidence related to the crime and identify all three suspects. Two of the three adult male suspects were located and arrested without incident. One additional adult male is still outstanding and additional follow-up is being conducted to locate him. Two of the three suspects are in custody awaiting trial.

PUBLIC WORKS DEPARTMENT

State Route 60/Nason Street Overcrossing Bridge, Hardscape, and Landscaping

All the bridge, roadway, traffic signal, and stamped concrete work have been completed. In June, the contractor completed two separate irrigation systems, one north of the bridge, and one south of the bridge. The systems have primarily bubbler-type heads in order to conserve water. Once the systems were tested and approved by Caltrans, the planting work was started. There are approximately 350



plants total, consisting of low-water trees, shrubs, and ground cover. The main tree types are Gold Medallion and Eucalyptus. Replacement Ash trees have also been planted along a portion of Elder Avenue where some existing trees had died.

Although the new plants appear small, the shrubs and ground cover are types that are commonly used in interchange applications and are expected to grow quickly. A three-year plant establishment period of regular monitoring is part of the City's agreement with Caltrans. A ribbon-cutting ceremony was held on July 22, at 9:00 AM on the new bridge. Members of the City Council, Caltrans, WRCOG, RCTC, and the public will be present to celebrate the completion of this important project. The project team is getting positive feedback on the appearance of the project.



Civic Center Site Improvement (Exterior) Phase II

The Civic Center Site Improvement Project Phase 2 was constructed to enhance the City Hall Entrance. The Civic Center Site Improvement Phase 2 included the demolition of the existing Plaza hardscape, reconstruction of the Plaza concrete and installation of new concrete paver surfaces including colored concrete bands. The project also consists of removal of existing trees, shrubs, landscape lighting, etc. and the installation of new trees, planting, concrete seat walls and the retrofitting of existing irrigation and new landscape lighting.



The work also includes demolition of the existing trash enclosure in the adjacent parking lot and constructing a new CMU cement stucco plaster faced trash enclosure with pre-finished metal roof and steel gate in the adjacent parking lot to improve traffic circulation at the Civic Center area.

The construction contract for Civic Center Site Improvement was awarded to Principles Contracting, Inc. at the January 14, 2014 City Council meeting. All demolition was scheduled to be done during the weekend to reduce noise and impact to the City's daily business. Construction started in February 2014 and was completed on schedule (June 2014).

Electric Utility Division

33 kV Substation

Construction of the substation remains on schedule. All pads and vaults have been installed, including the ground grid. Installation of electrical equipment such as the transformers and switches is currently in progress.