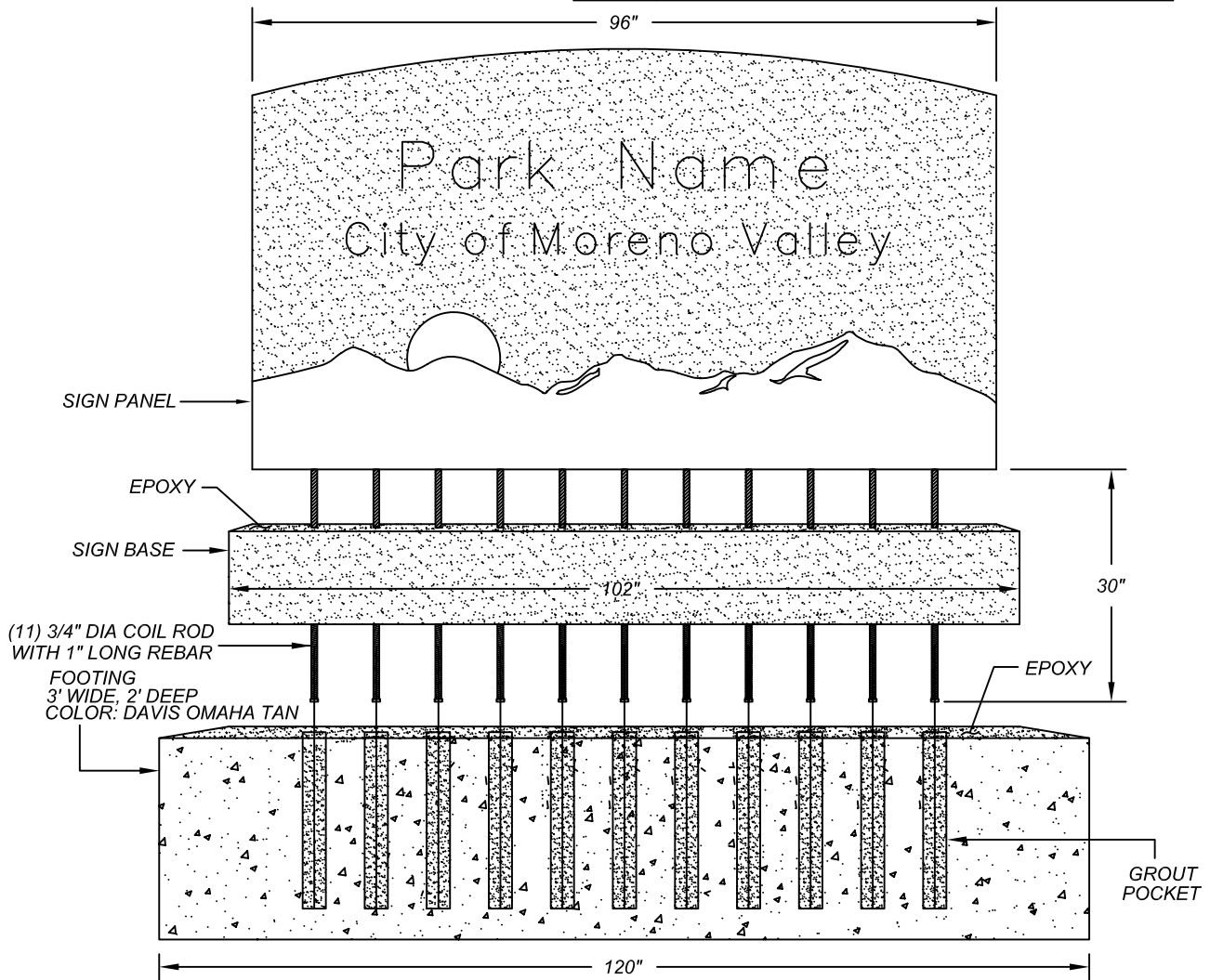


**INSTALLATION NOTES:**



1. CAST-IN OR CORE DRILL (11) 3" DIA x 20" DEEP GROUT POCKETS INTO FOOTING PER ANCHOR BOLT PATTERN (SEE PLAN BELOW).
2. POUR ESR-2508 RATED EPOXY ON THE FOOTING WHERE BASE WILL BE PLACED.
3. SET BASE ALIGNING HOLES WITH GROUT POCKETS.
4. TAKE (11) 3/4"DIA x 35" LONG COIL RODS AND THREAD 5" INTO (11) 3/4" DIA COIL INSERTS, LEAVING 30" OF COIL ROD EXPOSED.
5. FILL ALL GROUT POCKETS WITH NON-SHRINK GROUT AND POUR EPOXY ON THE BASE WHERE SIGN WILL BE PLACED. INSERT SIGN WITH COIL RODS THROUGH BASE INTO GROUT POCKETS. GROUT TO COMPLY W/ ASTM C-827, ASTM C-1090, ASTM C-1107.
6. FOOTING REINFORCEMENT: #4 REBAR @ 12" O.C. ALL DIRECTIONS. TIE WITH 1/32" (0.8 MM) ANNEALED STEEL WIRE.
7. REQUIRES SPECIAL INSPECTION.

| HARDWARE LIST |   |
|---------------|---|
| QTY           | TYPE  |
| 11            | 3/4" DIA x 35" LONG COIL ROD WITH 1" LONG REBAR |
| 1             | PATCH KIT                                       |



**FRONT ELEVATION VIEW**

**NOTE:** THIS STANDARD PLAN WAS REVIEWED AND APPROVED BY THE COMMUNITY DEVELOPMENT DEPARTMENT, PLANNING AND BUILDING AND SAFETY DIVISIONS, ON 11-02-2009. COPY OF THE STAMP APPROVED STANDARD IS ON FILE WITH THE CAPITAL PROJECTS DIVISION.

|  |  |   |       |   |
|--|--|---|-------|---|
| PARKS AND COMMUNITY SERVICES   |  | DATE  | 01/10 | <b>CITY OF MORENO VALLEY</b><br>PREPARED BY CAPITAL PROJECTS      |
| APPROVED BY  |  | DIVISION MANAGER INITIAL  |       |   |
| <br>PUBLIC WORKS DIRECTOR/<br>CITY ENGINEER |  | <br>DIVISION MANAGER INITIAL |       | <b>INSTALLATION PLAN</b><br><b>ONE SIDED SIGN (96"L. X 60"H.)</b> |
|  |  |   |       | 4 of 4<br>NO.<br><b>622D</b>                                      |