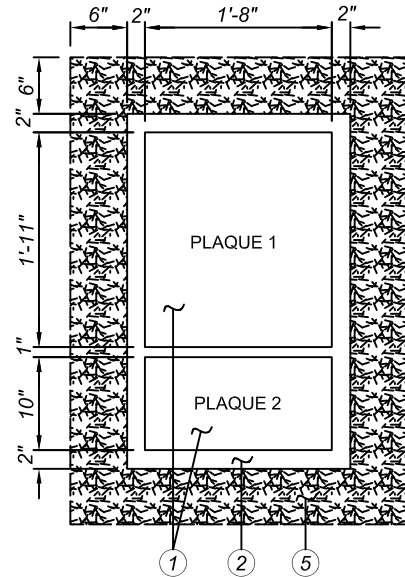


SIDE ELEVATION





PLAN VIEW

LEGEND:

- ① DEDICATION PLAQUE
- ② FINISH TYPICALLY TO BE CONCRETE.
- ③ BASE MATERIAL & COMPACTED SUB-GRADE.
- ④ STRUCTURAL FOOTING - 3'-9" X 3'-0".
- ⑤ ROCK MULCH - 1"-2" BUFF COLOR MEXICAN PEBBLE.
- ⑥ ALUMINUM EDGE - BLACK ANODIZED
- ⑦ #4 @ 12" O.C. EA. WAY, TYP.
- ⑧ 4-#4 EA. WAY, TYP.

NOTES:

- 1. ADJUST SURROUNDING IRRIGATION ACCORDINGLY, IF PLACED IN EXISTING LANDSCAPED AREA.
- 2. SEAL ALL CONCRETE WITH APPROPRIATE SEALER MATERIAL.
- 3. 1/8" RADIUS AT ALL CONCRETE EDGES/CORNERS.

CAPITAL PROJECTS		DATE	01/09
APPROVED BY	DIVISION MANAGER INITIAL		
			
PUBLIC WORKS DIRECTOR/ CITY ENGINEER			

CITY OF MORENO VALLEY

PREPARED BY CAPITAL PROJECTS

**DEDICATION PLAQUE
PEDESTAL**

2 of 2

NO.

638B